

PRAETOR[®] 600E
BY EMBRAER



EMPOWERING GLOBAL AEROSPACE THROUGH EFFICIENCY & INNOVATION

Embraer is creating tomorrow's world of air travel today, utilizing industry-leading innovation, design, and technology—all the while incorporating sustainable and socially responsible practices.

As a global company with more than 55 years in aviation, Embraer is empowering aerospace through engineering excellence, enterprise efficiency and a customer-centric philosophy.

Every day, Embraer business aircraft operate around the globe, supported by a strong, responsive customer support network that's top-ranked across the industry. For more information, visit embraer.com/executive.



EXPECT
EXTRAORDINARY



See it in action.





PRAETOR® 600E
BY EMBRAER

Groundbreaking technology. Comfort, reimagined. Intercontinental ease.
Step into a new era of private aviation onboard the smartest super-midsize jet in the world.





HIGHLIGHTS



Industry-exclusive 42” 4K Smart Window™:

Join meetings, turn the cabin into a movie theater, or enjoy a cinematic view of the world—at the touch of a finger.

Seats:

Maximized ergonomics, electric-assisted movement, new lounge position, and simplified berthing.



Next-gen Cabin Management System (CMS):

Intuitive control of mood lighting, entertainment, and environment, down to the seat.

Full fly-by-wire:

The first and only super-midsize jet with full fly-by-wire with active turbulence reduction.



HIGHLIGHTS

Best-in-class range:
The only super-midsize jet capable of flying from London to New York consistently.



Lowest cabin altitude in class:
5,800 feet while cruising at 45,000 feet.

State-of-the-art connectivity:
Home-like experience.



GROUND
BREAKING
TECHNOLOGY



INTERCONTINENTAL
EASE



COMFORT
REIMAGINED



Today's leaders must go above and beyond the expected, going further than ever before. Their aircraft is no different. The Praetor 600E delivers disruptive technology, best-in-class performance capabilities and unprecedented comfort for intercontinental travel.

PRAETOR[®] 600E
BY EMBRAER

GROUNDBREAKING
TECHNOLOGY



VIEW THE WORLD THROUGH NEW EYES

Introducing an industry-first innovation, Embraer's Smart Window™ unlocks what feels like a third cabin zone, never before seen on a super-midsize jet. The possibilities are endless.

CURVED, 42" 4K OLED TOUCHSCREEN*

**ENJOY A CINEMATIC VIEW OF THE WORLD
VIA 3 EXTERNAL-FACING CAMERAS***

**HOST VIRTUAL MEETINGS
AROUND THE CONFERENCE TABLE**

**TRANSFORM THE SPACE INTO YOUR
PERSONAL MOVIE THEATER OR GAME ROOM**



ENGINEERED TO GO THE DISTANCE



**ELECTRIC-ASSISTED SEAT RELEASE
& FORWARD TRACKING HEADREST:**
Effortless adjustments, neck support for all positions,
maximum comfort.

NEW LOUNGE POSITION:
It's never been easier to lock
into relaxation.

CONFIGURABLE CUSHION FIRMNESS & DUAL LUMBAR SUPPORT:
Tailored comfort at 45,000 feet, built for extended use.

INCREASED LEGROOM:
Stretch out. Stay refreshed.

ENHANCED BERTHING

Faster, easier & more room for rest, including new incline capabilities and up to four in-flight beds.



FROM WORK TO REST IN NO TIME

Transform your cabin from workspace to reprieve with our simplified seat berthing process—for swift, seamless adjustments. With cabin presets, quickly curate lighting, temperature, and ambiance to match.

CONTROL AT YOUR FINGERTIPS

Enjoy intuitive control of your comfort with a next-generation cabin management system (CMS).



It's easier than ever to customize your comfort down to the individual seat.

VOICE COMMAND INTEGRATION*

Speak your preferences—your jet listens.



SMART CABIN, SMARTER EXPERIENCES

From bluetooth audio to wireless charging, enjoy seamless connectivity in a savvy cabin environment, no strings attached.



**UPPER
TECH PANEL**



**REDESIGNED
SMART SWITCH**



**GALLEY
CONTROL PANEL**



**WIRELESS
CHARGING***



**BLUETOOTH
AUDIO***



**REDESIGNED
SMART SWITCH**

ONLY THE BEST FOR A LEADER

In the aircraft that means “to lead the way”, expect only the best in cabin technology, fit for today’s innovators.

24” MONITOR*



Located in the rear of the cabin

OMNI-FI SOUND SYSTEM



Rich audio experience from the Red Dot awarded system

CABIN MOOD LIGHTING*



Offers full RGB spectrum lighting

22” MONITOR



Located in the front of the cabin

PRAETOR[®] 600E
BY EMBRAER

INTERCONTINENTAL EASE





ENGINEERED TO OUTPERFORM

Fly further with best-in-class range, superior runway performance, and access to some of the world's most challenging airports, all while maximizing efficiency. So you can focus on the next destination, not how to get there.

PERFORMANCE CAPABILITIES

Range
(4 passengers at 200 lb (91 kg) each, baseline aircraft, ISA temperature en route, LRC, NBAA IFR reserves with 200 nm alternate.) 4,018 nm / 7,441 km

High Speed Cruise 466 kt / 863 km/h

M_{MO} M 0.83

Takeoff Distance (MTOW, SL, ISA) 4,717 ft / 1438 m

Landing Distance
(Unfactored, 4 passengers, SL, ISA, NBAA IFR reserves with 200 nm alternate.) 2,165 ft / 660 m

Maximum Payload 4,001 lb / 1,815 kg

Maximum Operating Altitude 45,000 ft / 13,716 m

Propulsion Honeywell HTF7500E

Engine Thrust / Flat Rating 7,528 lb_f / ISA + 18°C

Avionics Pro Line Fusion Collins Aerospace

Total Baggage and Stowage Volume 155 ft³ / 4.38 m³

Seating Configuration
(Crew + Standard Passengers / Max Passengers) 2 + 8 / 12

70 ft 6 in | 21.50 m



68 ft 1 in | 20.74 m



21 ft | 6.41 m
*Including landing gear



24 ft 1 in | 7.34 m

COMMANDING RANGE


When put to the test, the Praetor 600E defies all expectations of what a super-midsize jet can do with a nonstop long-range cruise of 4,018 nm—the best in its class.

In this jet, the world is your oyster.



ADVANCED AVIONICS

The Praetor 600E redefines technology in the super-midsize class. Its Collins Pro Line Fusion® flight deck marries advanced avionics with intuitive ergonomics for a seamless pilot-aircraft interface.



INDUSTRY-LEADING COMMAND

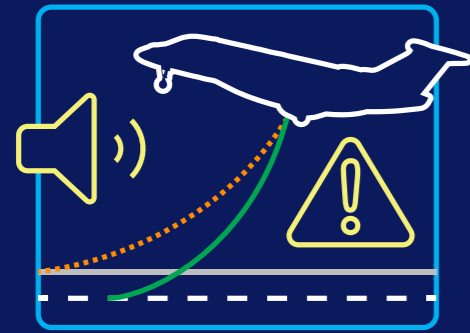
The Praetor 600E brings unprecedented technology to the cockpit as the first and only jet in its class to feature full fly-by-wire digital controls with active turbulence reduction, for utmost safety and unmatched comfort. Full fly-by-wire with side-stick controls unlocks a cascade of benefits for pilots and passengers alike—reduced workload, a smoother flight experience, greater access to more airports through its enviable short runway performance, and lower downtime for maintenance that translates to more time in flight.



SAFETY, REINFORCED

Complimenting full fly-by-wire, the Praetor 600E adds advanced protection with Runway Overrun Awareness and Alerting System (ROAAS), providing peace of mind during the most critical phases of flight. Additional avionics include Embraer's Enhanced Vision System with Head-Up Display, autothrottle, and Synthetic Vision Guidance System.

Runway Overrun Awareness and Alerting System (ROAAS)



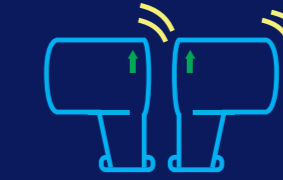
An advanced system designed to act like a virtual pilot during the most critical phase of flight, providing protection and peace of mind.

Full fly-by-wire with active turbulence reduction



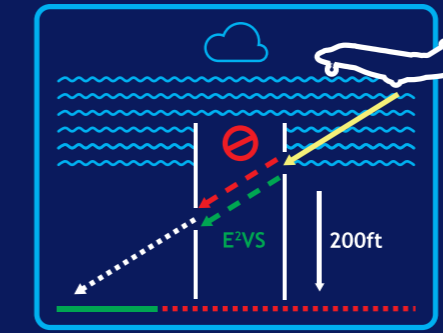
With digital, side-stick controls, full fly-by-wire reduces pilot workload, provides a smoother flying experience, and opens access to more airports.

Autothrottle




Automatically adjusts engine thrust to maintain the desired airspeed or power setting.

Embraer Enhanced Vision System with Head-Up Display (E2VS)



See through weather systems with advanced situational awareness.

Synthetic Vision Guidance System (SVGS)



See what the human eyes cannot with increased situational awareness.

THE WORLD IS YOURS

The world opens up onboard the furthest-flying super-midsize jet, able to connect continents with ease. Fly from Salt Lake City to Hawaii, São Paulo to Miami, or Dubai to Singapore. And it's the only of its class able to consistently fly from London to New York nonstop.



LONDON TO NEW YORK



SÃO PAULO TO MIAMI



DUBAI TO SINGAPORE



SALT LAKE CITY TO HAWAII

PRAETOR[®] 600E
BY EMBRAER

COMFORT REIMAGINED





DESIGN THAT BREATHES

By expanding headspace at eye level, the new cross-section maximizes space where it matters most, enhancing both aesthetics and comfort.



LEAVE NO ONE BEHIND

Designed to maximize the utility of the cabin, whether for work, rest or recreation.

DIVAN LAYOUT



DOUBLE CLUB LAYOUT



INTERIOR COLLECTIONS

The Praetor 600E reflects your aesthetic, with three themed collections created to springboard the selection of your ultimate interior experience.

1. EXECUTIVE

Get the C-suite treatment for maximum maintainability, utilizing durable materials such as ultraleather, stone flooring, and quilt stitch seat inserts.

2. ARTISTRY

For an individualized touch, explore enhanced material selections, upgraded finishes, additional seat insert quilting styles, and optional fabric for sidewalls and bulkheads.

3. SIGNATURE

For ultimate style, this collection delivers the latest innovations in cabin design: more quilting styles, upgraded finishes, and exclusive materials. As an extra touch, Signature is the only collection to bring carbon fiber accents throughout the cabin.



EXECUTIVE COLLECTION
GOODWYNN



**ENJOY IT
YOUR WAY**

Ready to visualize your jet?

Scan the QR code to access our full online configurator from your phone, tablet or computer.



ARTISTRY COLLECTION
SOLARA



SIGNATURE COLLECTION
TIDAL



ENHANCED UTILITY

*Some features may be optional.

SIDE LEDGE DESIGN



Refined to complement your lifestyle with new Smart Switch, wireless charging and cupholders.

CREW LAVATORY*



Comfort for all, even behind the scenes. Available in place of wardrobe, in addition to side-facing seat.

AMBIENT AIR SYSTEM



Elegant, gasper-less, and whisper-silent delivery create a considerate microclimate.

GOURMET AT 45,000 FEET

*Some features may be optional.

The Praetor 600E galley is bigger and better, well-equipped for intercontinental dining.

+33% TRASH BIN | +56% ICE DRAWER | MORE WATER & STORAGE VOLUME

NEW APPLIANCES | TWO HIGH-POWERED OUTLETS



More capacity, less compromise



Enables use of additional appliances





WORLDWIDE SUPPORT

The ultimate experience isn't complete without around-the-world support, 24 hours a day, 365 days a year. With an ever-expanding network of owned and authorized service centers, comprehensive service portfolio, customizable solutions, and pilot training facilities, Embraer is consistently top-ranked as a world leader in customer support.



Scan QR code to learn more about Services & Support

THE ULTIMATE EXPERIENCE IN BUSINESS AVIATION

Embraer delivers the ultimate experience in business aviation through aircraft that feature disruptive performance, technology and comfort. Its portfolio consists of the Phenom 100EX, which offers unmatched cabin comfort, the highest levels of operational versatility and enhanced pilot-centric avionics; the Phenom 300E, which has been the best-selling light jet for over a decade; the Praetor 500E, the midsize jet maximized to fly furthest, fastest, in unrivaled cabin comfort; and the Praetor 600E, the world's furthest-flying super-midsize jet, reimagined for a next-gen cabin experience.



PRAETOR 500E

Category: Midsize	Crew + Max. passengers: 2 + 9	Speed: M 0.83
Range: 3,340 nautical miles (4 pax, NBAA reserves)		

Experience a jet like none other in the midsize that flies furthest, fastest and in unrivaled cabin comfort. Equipped with category-exclusive full fly-by-wire with active turbulence reduction, the Praetor 500E is maximized to go the distance.

PHENOM 100EX

Category: Entry-level	Max. occupants: 8	Speed: M 0.70
Range: 1,178 nautical miles (4 occupants, NBAA reserves)		

Experience excellence through unmatched cabin comfort, the highest levels of operational versatility and enhanced pilot-centric avionics including Runway Overrun Awareness and Alerting System (ROAAS).

PHENOM 300E

Category: Light	Max. occupants: 11	Speed: M 0.80
Range: 2,010 nautical miles (5 occupants, NBAA reserves)		

An aircraft of legendary reputation as the fastest and furthest-flying in its category, the Phenom 300E is the best-selling light jet for over a decade, featuring advanced technology such as ROAAS (Runway Overrun Awareness & Alerting System) and autothrottle.

PRAETOR 600E

Category: Super-midsize	Crew + Max. Passengers: 2 + 12	Speed: M 0.83
Range: 4,018 nautical miles (4 pax, NBAA reserves)		

Different by design and disruptive by choice, the Praetor 600E delivers a next-gen cabin experience, best-in-class range, and category-exclusive full fly-by-wire with active turbulence reduction.





Contact us

