

PHENOM[®] 100 EX
BY EMBRAER



EMPOWERING GLOBAL AEROSPACE THROUGH EFFICIENCY & INNOVATION

Embraer is creating tomorrow's world of air travel today, utilizing industry-leading innovation, design, and technology—all the while incorporating sustainable and socially responsible practices.

As a global company with more than 55 years in aviation, Embraer is empowering aerospace through engineering excellence, enterprise efficiency and a customer-centric philosophy.

Every day, Embraer business aircraft operate around the globe, supported by a strong, responsive customer support network that's top-ranked across the industry. For more information, visit embraer.com/executive.

EXPERIENCE
EXCELLENCE





See it in action



PHENOM[®] 100EX
BY EMBRAER

Unmatched cabin comfort. The highest levels of operational versatility. Enhanced, pilot-centric avionics.
The ultimate flying experience to those in the cockpit and the cabin.





HIGHLIGHTS

Single-pilot-friendly Prodigy Touch flight deck, based on Garmin G3000, including Runway Overrun Awareness and Alerting System (ROAAS)



Tallest and widest cross-section in class

Abundance of natural light through the largest windows in class



One of the greenest dual-engine jets in general aviation



Most complete airstair in class

Roomiest baggage compartment in class



ENHANCING COMFORT



EMPOWERING PILOTS



ENRICHING JOURNEYS



Every moment onboard the Phenom 100EX is a testament to excellence, from considerate ergonomics to robust operational capabilities and modern technology pilots will appreciate.

PHENOM[®] 100EX
BY EMBRAER

ENHANCING COMFORT







THE EPITOME OF COMFORT

Craftsmanship meets innovation in a cabin space where comfort is paramount, featuring high-tech engineering and Embraer's Design DNA interiors.

5 ft 1 in
(1.55 m)

Exclusive Oval Lite®
cross section

Tallest and
widest in class



4 ft 11 in
(1.50 m)



Technology at your fingertips

Ambient control through sleek upper tech panels



Space to work

Flush-to-the-wall tables

Ample storage

The roomiest external baggage compartments



Rear baggage


53 ft³ (1.50 m³), leave nothing behind for your next trip

Front storage

7 ft³ (0.20 m³), perfect for crew baggage

CONSIDERATE UTILITY

Seating configuration



◀ Flight direction

Designed to maximize the utility of the cabin, whether for work, rest or recreation, and introduces standardized seating.

LEAVE NO ONE BEHIND

The side-facing seat and belted lavatory bring more flexibility for passengers.






Considerately designed open-concept cockpit enables better communication with the cabin, while extended seat tracking provides further legroom for taller pilots.

ENJOY IT YOUR WAY

The Phenom 100EX can be equipped with four unique interior design themes to choose from, with three seat insert options.



Ready to visualize your jet?

Scan the QR code to access our full online configurator from your phone, tablet or computer.



SEAT STYLES

*Some items are optional.

BASE STICHING



DIAMOND STICHING



IPANEMA STICHING



INTERIOR DESIGN THEMES

*Some items are optional.

EXPANSE



ZEN



RHYTHM



HARMONY



PHENOM[®] 100EX
BY EMBRAER

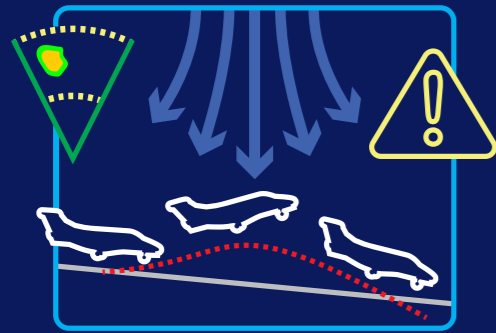
EMPOWERING PILOTS



SINGLE-PILOT-FRIENDLY AVIONICS

Single-pilot-friendly avionics, as part of renowned Prodigy Touch Garmin G3000, provides enhanced safety capabilities, so pilots can increase their awareness, better prepare for any mission, and maneuver to avoid turbulence or challenging weather conditions, all while reducing pilot workload.

Predictive windshear



Helps monitor and predict wind conditions to increase pilot awareness so they can plan ahead for maneuvers.

FlightStream 510



Wirelessly stream data to and from the cockpit through advanced connectivity that saves pilots time and workload.



HELP WHEN IT'S NEEDED MOST

Runway Overrun Awareness and Alerting System (ROAAS)




Provides alerts in case of risk of runway overrun during landing—One of the most critical phases of flight.



Whether you're a seasoned pilot or a passenger seeking the utmost assurance, the pioneering safety features on board the Phenom 100EX make this jet the ultimate match for those who demand excellence.

Synthetic Vision System



Increase situational awareness with enhanced visuals provided by SVS.

Emergency Descent Mode



Automatically adjusts altitude to mitigate risks of critical scenarios of cabin depressurization.

Stabilized approach



Provides situational awareness, and visual and aural alerts during final approach.

Automatic 3D volumetric scanning



Intelligently automates tasks and scans ahead to present a comprehensive view of potential weather systems, including hail and lightning prediction.

PHENOM[®] 100EX
BY EMBRAER

ENRICHING JOURNEYS



OPERATIONAL VERSATILITY

Benefiting from the family's reputation for high utilization and low maintenance costs, the Phenom 100EX is one of the greenest dual-engine jets on the market, culminating in a versatile aircraft built to offer the highest level of operational flexibility.



PERFORMANCE CAPABILITIES

Range (4 occupants at 200 lb (91 kg) each, ISA temperature en route, LRC, NBAA IFR reserves with 100 nm alternate.) 1,178 nm / 2,182 km

High Speed Cruise 406 kt / 752 km/h

M_{MO} M 0.70

Takeoff Distance (MTOW, SL, ISA) 3,190 ft / 972 m

Landing Distance (Unfactored, 4 occupants, SL, ISA, NBAA IFR reserves with 100 nm alternate.) 2,430 ft / 741 m

Maximum Payload 1,775 lb / 805 kg

Maximum Operating Altitude 41,000 ft / 12,497 m

Propulsion Pratt & Whitney Canada PW617F1-E

Engine Thrust / Flat Rating 1,730 lb_f / ISA + 8°C

Avionics Prodigy® Touch

Total Baggage and Stowage Volume 64 ft³ / 1.80 m³

Seating Configuration (Crew + Passengers) 1 + 7

40 ft 4 in (12.30 m)



42 ft 1 in (12.82 m)



14 ft 3 in (4.35 m)



17 ft 6 in (5.34 m)

GO THE DISTANCE

Travel regionally, reliably, on the Phenom 100EX with a nonstop long-range cruise of 1,178 nm. And as one of the greenest dual-engine jets in the industry, you can count on this aircraft to go the distance with efficiency in mind.



Embraer *4 occupants at 200 lb (91 kg) each, 85% annual winds, ISA en route, 85% annual takeoff temperature, 3% airways allowance, LRC, NBAA IFR reserves with 100 nm alternate, no wet footprint considerations.

THE WORLD IS YOURS

To really experience excellence, you have to aim further. In the Phenom 100EX, trust your jet to open up a world of possibilities. Fly in style from Orlando to New York, Houston to Denver, São Paulo to Salvador, and London to Lisbon, to name a few.



ORLANDO TO NEW YORK



HOUSTON TO DENVER



SÃO PAULO TO SALVADOR



LONDON TO LISBON



WORLDWIDE SUPPORT

The ultimate experience isn't complete without around-the-world support, 24 hours a day, 365 days a year. With an ever-expanding network of owned and authorized service centers, comprehensive service portfolio, customizable solutions, and pilot training facilities, Embraer is consistently top-ranked as a world leader in customer support.



Scan QR code to learn more about Services & Support

THE ULTIMATE EXPERIENCE IN BUSINESS AVIATION

Embraer delivers the ultimate experience in business aviation through aircraft that feature disruptive performance, technology and comfort. Its portfolio consists of the Phenom 100EX, which offers unmatched cabin comfort, the highest levels of operational versatility and enhanced pilot-centric avionics; the Phenom 300E, which has been the best-selling light jet for over a decade; the Praetor 500E, the midsize jet maximized to fly furthest, fastest, in unrivaled cabin comfort; and the Praetor 600E, the world's furthest-flying super-midsize jet, reimagined for a next-gen cabin experience.



PRAETOR 500E

Category: Midsize	Crew + Max. passengers: 2 + 9	Speed: M 0.83
Range: 3,340 nautical miles (4 pax, NBAA reserves)		

Experience a jet like none other in the midsize that flies furthest, fastest and in unrivaled cabin comfort. Equipped with category-exclusive full fly-by-wire with active turbulence reduction, the Praetor 500E is maximized to go the distance.

PHENOM 100EX

Category: Entry-level	Max. occupants: 8	Speed: M 0.70
Range: 1,178 nautical miles (4 occupants, NBAA reserves)		

Experience excellence through unmatched cabin comfort, the highest levels of operational versatility and enhanced pilot-centric avionics including Runway Overrun Awareness and Alerting System (ROAAS).

PHENOM 300E

Category: Light	Max. occupants: 11	Speed: M 0.80
Range: 2,010 nautical miles (5 occupants, NBAA reserves)		

An aircraft of legendary reputation as the fastest and furthest-flying in its category, the Phenom 300E is the best-selling light jet for over a decade, featuring advanced technology such as ROAAS (Runway Overrun Awareness & Alerting System) and autothrottle.

PRAETOR 600E

Category: Super-midsize	Crew + Max. Passengers: 2 + 12	Speed: M 0.83
Range: 4,018 nautical miles (4 pax, NBAA reserves)		

Different by design and disruptive by choice, the Praetor 600E delivers a next-gen cabin experience, best-in-class range, and category-exclusive full fly-by-wire with active turbulence reduction.





Contact us

